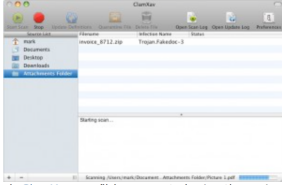




[Mackeeper Free Trial](#)

## ClamXav Overview



When you launch ClamXav, you'll be presented using the major window. It contains 5 main sections:

- \* Toolbar
- \* Source List
- \* Infection Listing
- \* Console
- \* Position Region

The toolbar at the best of your window permits quick access to regularly performed actions – it could be customised from the See menu.

The supply checklist to the left hand side enables you to maintain a record of favourite items to scan.

The infection checklist around the upper correct hand facet shows particulars of any contaminated files discovered in the course of a scan.

The console area to the reduce appropriate from the window provides verbose output about what ClamXav is doing.

The position region is the bar in the quite bottom of your window. Originally, it displays the model of ClamXav as well as your current ClamAV scanning engine set up. It modifications in the course of a scan to indicate which file is currently becoming examined. To the correct of this is really a progress bar to present an indication of how several files in your variety are nonetheless waiting to be scanned.

1st Scan

\* Make certain you're connected to the web and click "Update Definitions" in the toolbar. ClamXav will attempt to connect to the ClamAV site to obtain and set up new Virus definitions contain all the data required to allow ClamXav to recognise viruses.virus definitions.

\* Wait till you see "Update Finished" seem inside the console region at the bottom from the window.

\* Select an merchandise to scan in the supply checklist on the left or click the plus (+) button in the bottom to add a various file or folder to the checklist. Alternatively, drag a file or folder into the window from the Finder to scan it instantly.

\* Click the "Start Scan" button. A scan may be aborted safely at any stage.

If an contaminated file is discovered, the identify of your file along with the name of your infection it contains will be shown in the "Infection List" within the best fifty percent of the window.

Dealing with Infected Files

Virus Discovered

Virus Found

If a file exhibits up in the Infection Listing, don't be concerned. You will find numerous options available to you.

Select the infected file from the list and then go to the File menu » Infection Checklist and decide on 1 from the alternatives:

- \* Display Path
- \* Reveal in Finder
- \* Quarantine
- \* Delete

Be really cautious with the Quarantine and Delete choices as each of those will move the file on your hard disk. In the event the file in question is definitely an e mail or component of a mailbox, you possibly don't desire to delete or quarantine it.

Recommended Software: **Mac Anti Virus** [Download Now](#)

[Click here to download ClamXav](#)

### Leave a Reply

Your email address will not be published. Required fields are marked \*

Name \*

Email \*

Website

[Post Comment](#)

### Recent Posts

- [ClamXav Antivirus Scanner: A Free Tool for Your Mac OS X](#)
- [ClamXav Mac Antivirus: A Tool Protecting your Mac Folders](#)
- [ClamXav: Free Mac Antivirus Software Review](#)
- [ClamXav: Free of charge Mac Antivirus Software Critique](#)
- [ClamXav: Free of charge Mac Antivirus Computer software Evaluation](#)


## MacKeeper



Learn how to [clean](#) your Mac



[Click here to clean your Mac](#)



---

[Mackeeper Free Trial](#)



---

It offers several tools that improve the overall Mac capabilities as well as increasing security.. Worry-free, secure, and private—your Mac and online experience The new MacKeeper app delivers multilayered protection from malware, online threats,.. Mackeeper could be the very well-known program for the Mac and Android units It has the easy platform to make use of it and free for everybody.

1. [mackeeper trial](#)
2. [is mackeeper free](#)
3. [how to get mackeeper for free](#)

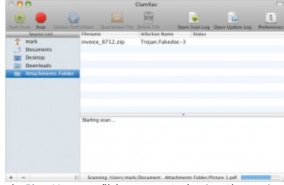
You can get a free two week trial of the program on the website More offers and coupon codes from MacKeeper may be found at Coupons.. The all new MacKeeper 3 x service has Human inside feature: a human expert assistance integrated into the software.. Get the latest working MacKeeper Coupon Code Save today, up to 93% OFF MacKeeper Promo Code.

## **mackeeper trial**

mackeeper trial, mackeeper free trial, is mackeeper free, how much does mackeeper cost, how to get mackeeper for free, does mackeeper really work, does mackeeper cost money [Robyn Hitchcock Globe Of Frogs Rar](#)

This utility is interactive and properly organized to protected browse the info from the web.. com MacKeeper is the ultimate cleaning, security and optimization service with 16 essential tools to keep your Mac clean, protected, fast and less complicated.. If you find yourself needing to cancel, check the info below How to use a MacKeeper coupon MacKeeper is a maintenance system designed to keep your Mac computer running in top condition with the help of 16 different tools.. Some users claim to have saved space, or have seen a large increase in overall performance when using MacKeeper.. Best Mackeeper Premium Coupon code Don't miss to get the top Mackeeper Deals and the highest Discount for Mackeeper. [Mardaani full movie in hindi download 720p movie](#)

## ClamXav Overview



When you launch ClamXav, you'll be presented using the major window. It contains 5 main sections:

- \* Toolbar
- \* Source List
- \* Infection Listing
- \* Console
- \* Position Region

The toolbar at the best of your window permits quick access to regularly performed actions – it could be customised from the See menu.

The supply checklist to the left hand side enables you to maintain a record of favourite items to scan.

The infection checklist around the upper correct hand facet shows particulars of any contaminated files discovered in the course of a scan.

The console area to the reduce appropriate from the window provides verbose output about what ClamXav is doing.

The position region is the bar in the quite bottom of your window. Originally, it displays the model of ClamXav as well as your current ClamAV scanning engine set up. It modifications in the course of a scan to indicate which file is currently becoming examined. To the correct of this is really a progress bar to present an indication of how several files in your variety are nonetheless waiting to be scanned.

1st Scan

\* Make certain you're connected to the web and click "Update Definitions" in the toolbar. ClamXav will attempt to connect to the ClamAV site to obtain and set up new Virus definitions contain all the data required to allow ClamXav to recognise viruses.virus definitions.

\* Wait till you see "Update Finished" seem inside the console region at the bottom from the window.

\* Select an merchandise to scan in the supply checklist on the left or click the plus (+) button in the bottom to add a various file or folder to the checklist. Alternatively, drag a file or folder into the window from the Finder to scan it instantly.

\* Click the "Start Scan" button. A scan may be aborted safely at any stage.

If an contaminated file is discovered, the identify of your file along with the name of your infection it contains will be shown in the "Infection List" within the best fifty percent of the window.

Dealing with Infected Files

Virus Discovered

Virus Found

If a file exhibits up in the Infection Listing, don't be concerned. You will find numerous options available to you.

Select the infected file from the list and then go to the File menu » Infection Checklist and decide on 1 from the alternatives:

- \* Display Path
- \* Reveal in Finder
- \* Quarantine
- \* Delete

Be really cautious with the Quarantine and Delete choices as each of those will move the file on your hard disk. In the event the file in question is definitely an e mail or component of a mailbox, you possibly don't desire to delete or quarantine it.

Recommended Software: **Mac Anti Virus** [Download Now](#)

[Click here to download ClamXav](#)

### Leave a Reply

Your email address will not be published. Required fields are marked \*

Name \*

Email \*

Website

[Post Comment](#)

### Recent Posts

- [ClamXav Antivirus Scanner: A Free Tool for Your Mac OS X](#)
- [ClamXav Mac Antivirus: A Tool Protecting your Mac Folders](#)
- [ClamXav: Free Mac Antivirus Software Review](#)
- [ClamXav: Free of charge Mac Antivirus Software Critique](#)
- [ClamXav: Free of charge Mac Antivirus Computer software Evaluation](#)


### MacKeeper



Learn how to [clean](#) your Mac



[Click here to clean your Mac](#)



## is mackeeper free

[windows 7 canon scanner driver](#)

Combining ID safety, antivirus, location monitoring and system cleansing, it is promoted as a real 'one cease store' safety answer.. MacKeeper 3 7 Crack + Activation Key Full Free DownloadMacKeeper 3 7 Crack is a Mac safety suite that may defend your Mac towards assault and make its administration easier.. It finds duplicate contents within the system and removes them It seeks the anti-theft packages or unlawful supply customers.. MacKeeper 3 7 Crack has a fascinating tackle internet safety: an actual time URL database of problematic websites.. MacKeeper Free Trial DownloadMacKeeper Free Download Full VersionJun 16, 2018 When I ran MacKeeper's free trial version on a brand new clean install of macOS, it told me that my system was in 'serious' condition and that I needed to buy MacKeeper in order to solve all my problems. [Deepin Boot Maker Mac Download](#)

## how to get mackeeper for free

[How To Use Your Parallels Desktop For Mac](#)

It seems, then, that MacKeeper thinks macOS, freshly installed, is a poor piece of software engineering, but the feeling is mutual.. MacKeeper is a software for Mac that can be used to optimize and cleanup the system.. MacKeeper is a free virus scanning software program This software program performs the companies like uninstall your corrupt packages.. MacKeeper is a software suite for Apple Macbooks, iMacs, and other devices that claims to keep your computer running in tip-top shape. 0041d406d9 [Clearing Clipboard In Word For Mac](#)

0041d406d9

[Tv Serial Actress Hot Wallpaper](#)